



EUROPEAN
COMMISSION

Community research

Manufacturing in FP7: analysis of the NMP Call 1 and outline of future actions

ManufacturinG²

Andrea GENTILI

DG RTD G2 “New Generation of
Products”

Andrea.Gentili@ec.europa.eu

ToGEThe[®]
SINCE 1957





NMP Call 2007: 4 Distinct Calls

FP7-NMP-2007-LARGE-1 (LCPs)

FP7-NMP-2007-SMALL-1 (SCPs)

FP7-NMP-2007-SME-1 (SMECPs)

FP7-NMP-2007-CSA-1 (CSAs)



NMP WP Establishment

Call Main Features

In the first two (2007 and 2008) calls:

- **Strategic use of funding schemes (one scheme per topic)**
- **Calls by funding scheme (Large, Small, SME, CSA)**
- **Budget allocation by call (NOT by Activity / Area)**
- **Two-stage submission for all projects except CSA**
- **One evaluation panel per topic**



Evaluation results 2007

Call
December 2006

LARGE

295 M€

Close Date

04/05/07

261 prop

Stage 1

25/05--08/06/07

CP IP = 78

645 M€

~30% 'GO' rate

Stage 2

22-26/10/07

39

295 M€

~50% pass rate

SME

75 M€

181 prop

CP TP = 57

196 M€

~31% 'GO' rate

22

75 M€

~39% pass rate

SMALL

150 M€

Close Date

04/05/07

770 prop

CP FP = 169

529 M€

~25% 'GO' rate

Stage 2

01-05/10/07

81

33

Reserve List

48

Main List

149,7 M€

~30% pass rate

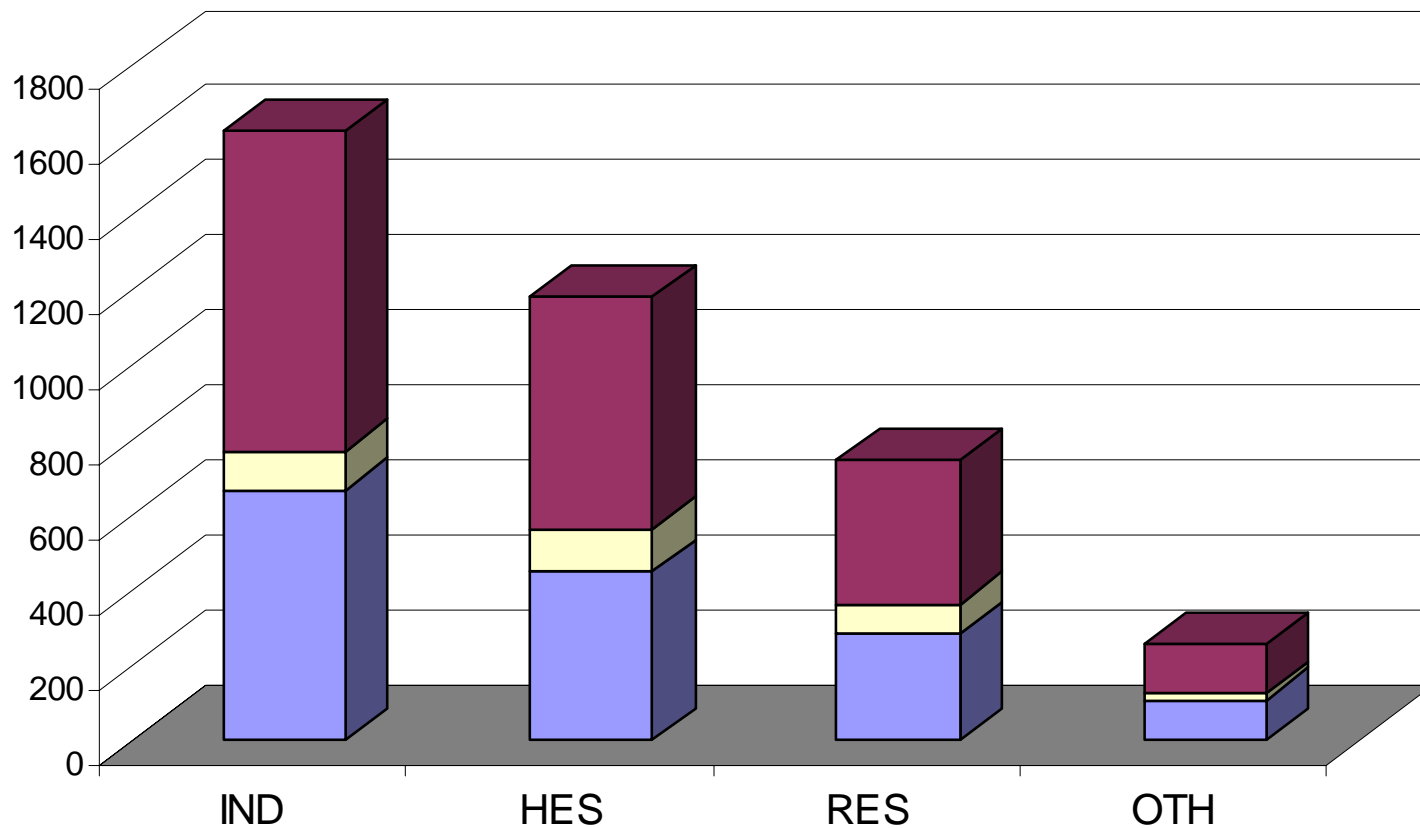
Instruments Received Selected

Instruments	Received	Selected
LARGE	265	39
SME	181	22
SMALL	770	48





Rejected, Reserve & Retained Proposals by Organisation Type

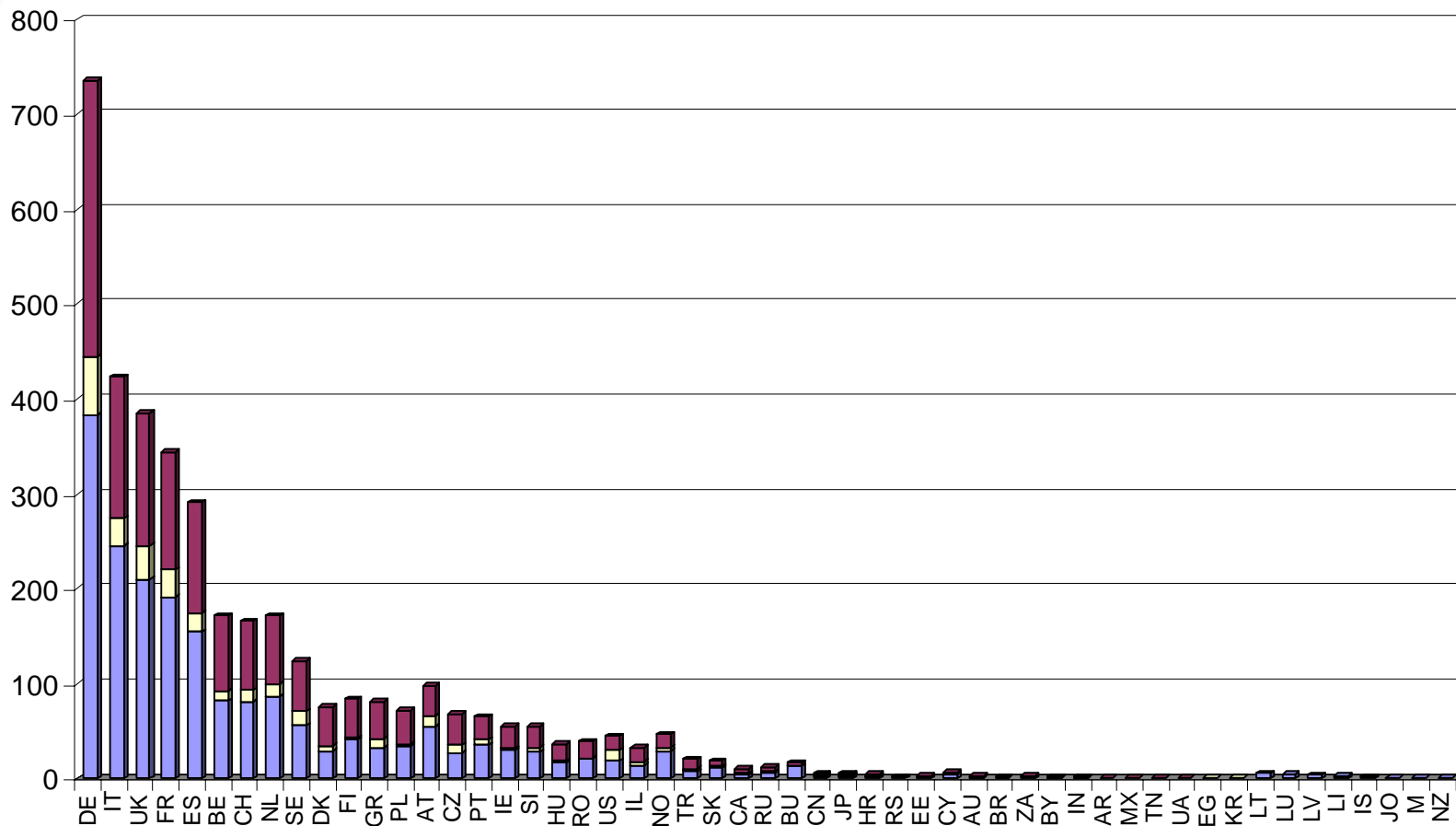


Retained for Negotiation Reserve List Failed One Or More Thresholds





Rejected & retained Proposals By country of Partners

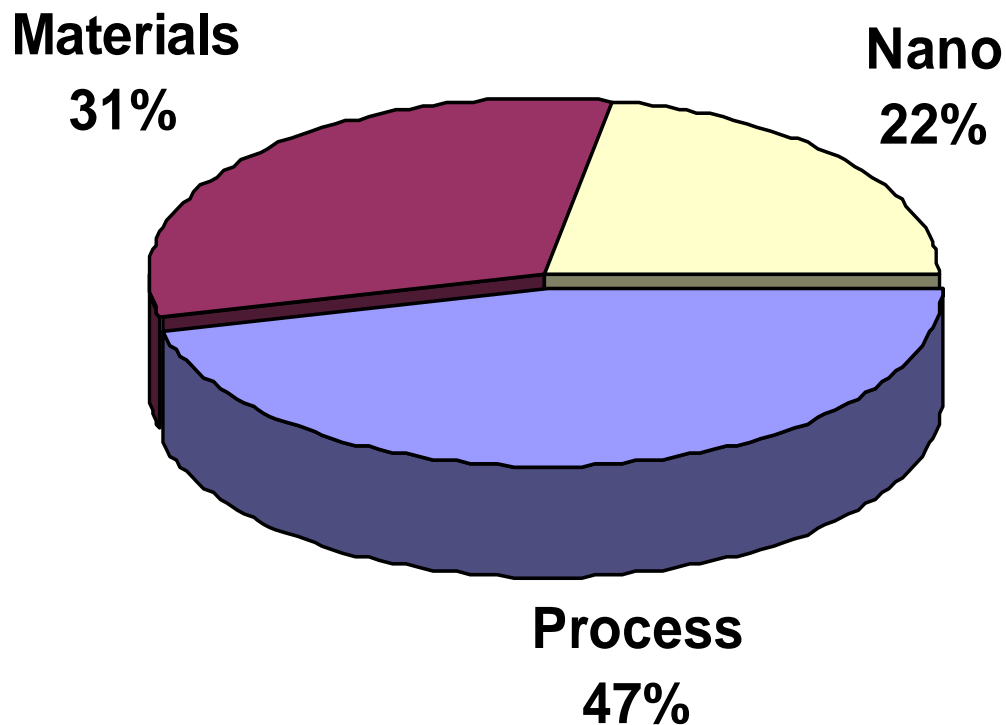


Failed One Or More Thresholds Reserve List Retained for Negotiation



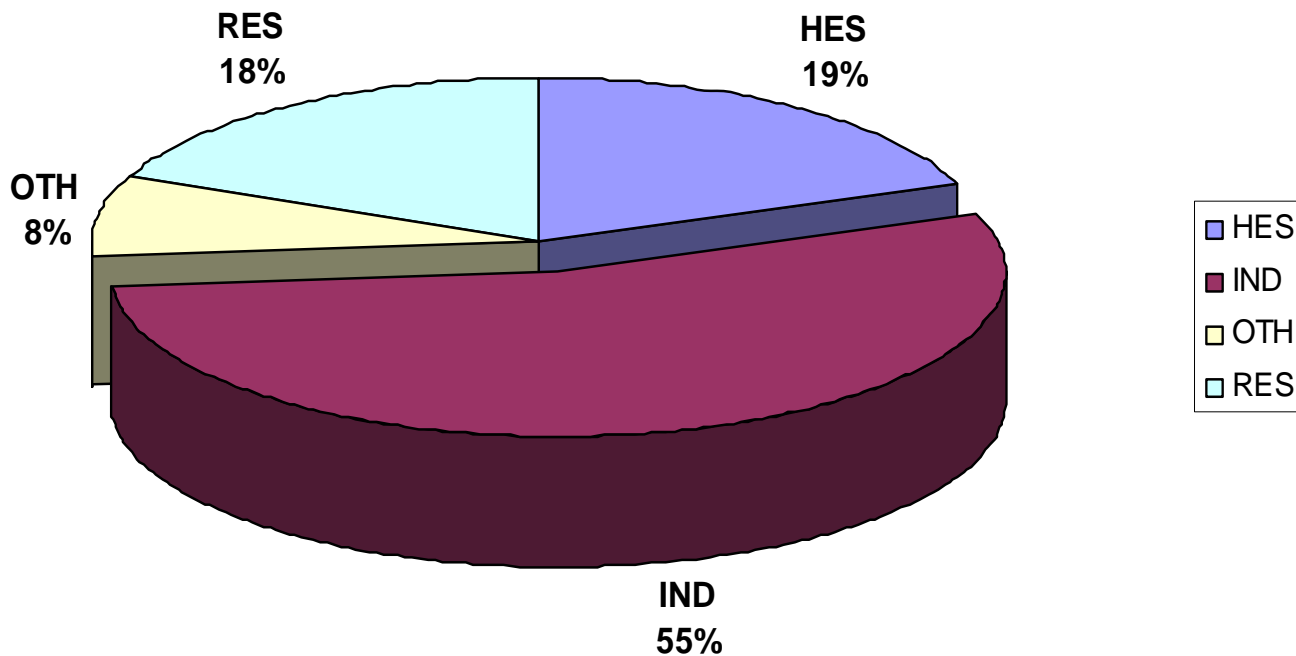


Distribution of budget for retained proposals in NMP



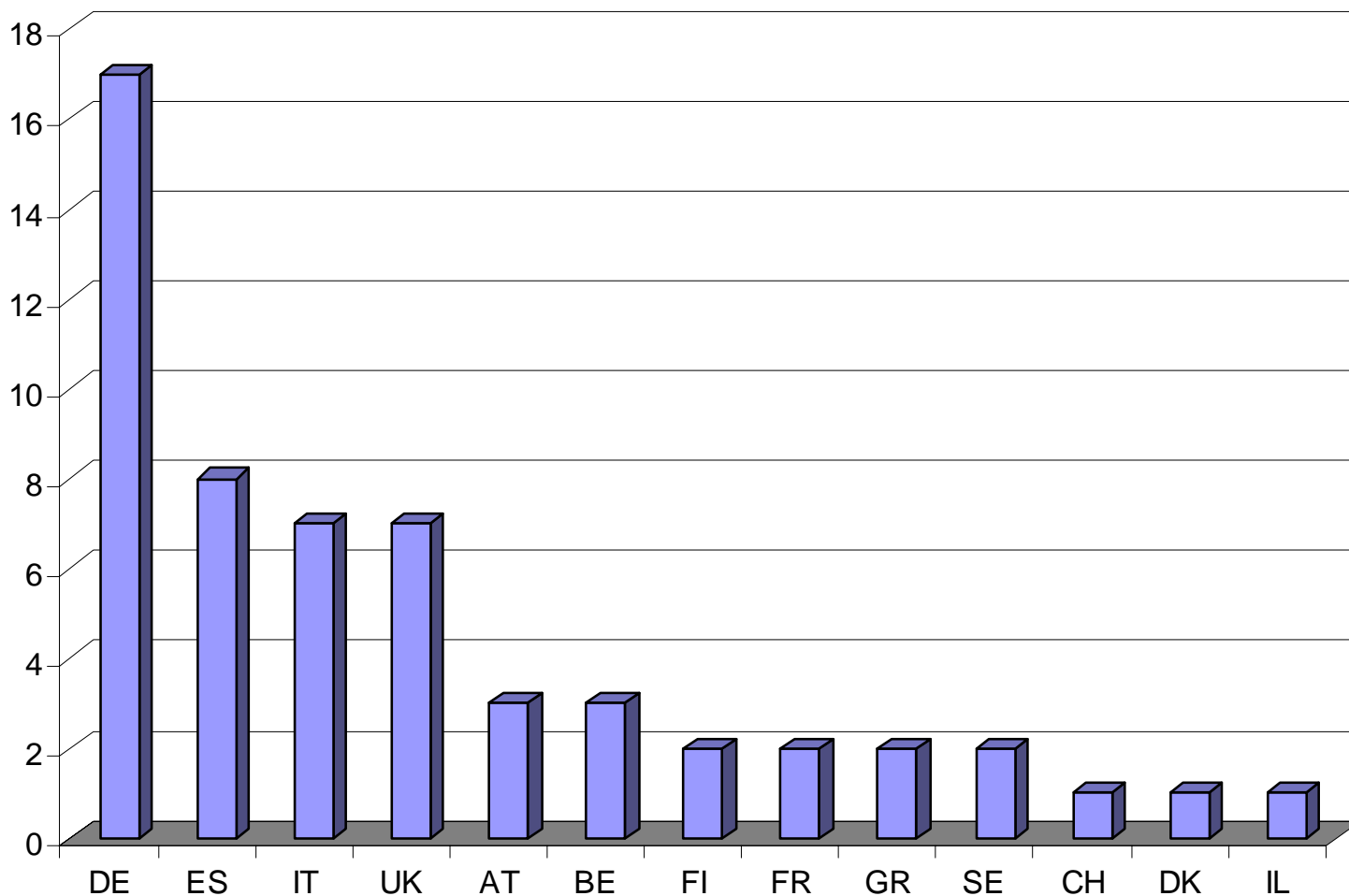


Retained Proposals in Manufacturing by Organisation Type





Retained Proposals in Manufacturing by country of Coordinator



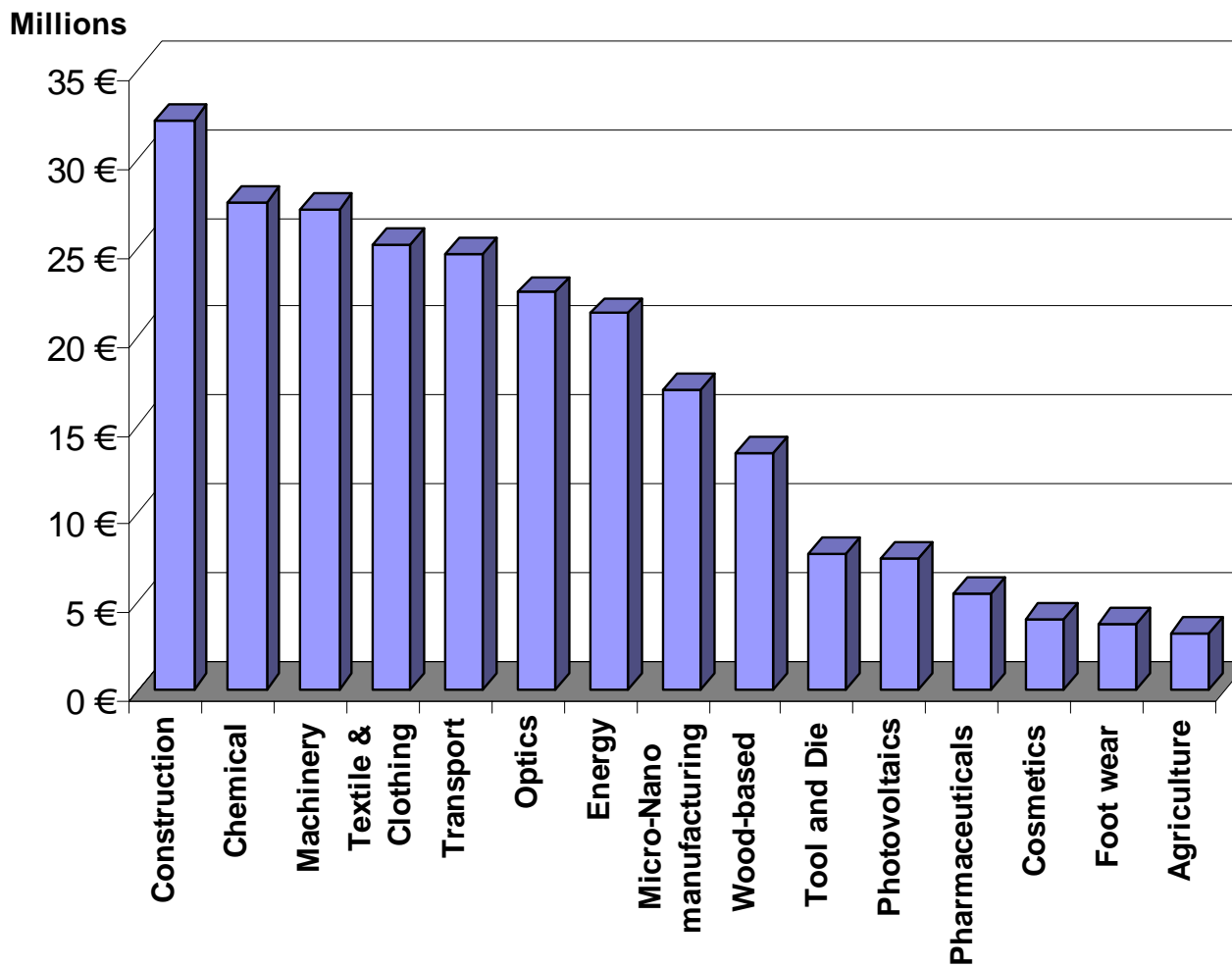


G2 proposals addressing manufacturing by topic

Topic NMP Call 1 - 2007	N. of Retained proposals	EC Funding (M€)
Industrial Models	3	18,7
User-centred products	4	16,4
Risk Management	2	22,1
Mechatronics	5	17
Process Intensification	3	9
Global Design	4	12,7
Rapid manufacturing	4	14,9
Innovative Pathways	3	10,2
3-D Nanosurfaces	2	19,2
Micro-Manufacturing	5	30,7
Wood-Based	3	18,4
Textiles	4	12,2
Clean Buildings	4	28,5
Construction	4	11,1
Grand Total	50	241,1 €



Investment impact of G2 retained proposals by Manufacturing area





NMP WP Establishment

Lessons Learned First Calls

- **Meaning of open topic versus focused topic in terms of consequences on funding**
- **Participation – increase industrial participation**
- **Coverage – all topics covered, successful small projects not all finance**



NMP WP Establishment

Useful data

- Average number of partners for LargeCPs: 22
- Average EU funding requested from LargeCPs: 8.3 M€
- Average number of partners for SmallCPs: 10
- Average EU funding requested from SmallCPs: 3.5 M€
- Average number of partners for SME-CPs: 14
- Average EU funding requested from SME-CPs: 3.9 M€





ACTIVITIES for 2009-2013

- Continued interactions with ETPs and National initiatives
- Monitor the implementation at EU, national and regional level
- Exploitation of synergies with other programmes (ICT, Energy, etc.)
- Support for the establishment of KIC for EIT
- Support for the launch of possible JTIs for Manufacturing/Construction



EUROPEAN
COMMISSION

Community research



Thank you for your kind attention

Disclaimer

Aspects of these presentations interpret legal documents. Only these legal documents are legally binding

ToGEThe®
SINCE 1957

